

Click-Line



Click-Line – Rubber profiles with click foot



BIRCHER REGLOMAT

Click-Line – Rubber profiles with click foot

Description

Safety edges are used to protect dangerous closing edges at automatic doors and gates, shutters, vehicle doors or in the machinery industry. Depending on the force and speed of the moving part a suitable rubber profile has to be selected. Bircher Reglomat safety components are developed and certified to meet today's European Safety Standards.

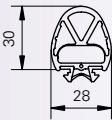
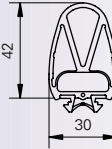
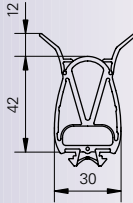
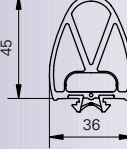
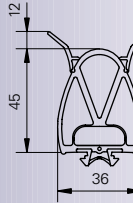
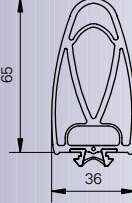
Click-Line profiles allow for easiest and fastest mounting and therefore save time. With the special foot construction an installation «from the top» is possible – just click and go! The difficult sliding-in procedure is a thing from the past. Based on the approved safety strip ENT-20, Bircher Reglomat AG offers a very interesting new solution.

General information (Contact strip assembled)

Number of switching cycles	> 10'000 (with test piece Ø 80 mm at same actuation place)
Switching capacity	1 A / 42 VA DC
Transition resistance	0.5 Ohm/m
Insulating strength	1500 V AC
Connecting cable	Duplex insulated cable, PVC, Ø 4.7 mm, Strands 2 x 0.34 mm ² , Bending radius 10 mm static

Technical Data

Rubber Profiles / Safety Edges

Rubber Profiles	Type	EPE025/029A0V0	EPE030/042A0V0	EPE030/042J2V0	EPE036/045A0V0	EPE036/045J2V0	EPE036/065A0V0
	Foot	click	click	click	click	click	click
	Lips	none	none	double ¹⁾	none	double ¹⁾	none
	Material	EPDM	EPDM	EPDM	EPDM	EPDM	EPDM
	Alu-Rail	AP-5	AP-5	AP-5	AP-8	AP-8	AP-8
	Dimensions (in mm)						
	Packaging	Box with 50 m	Box with 50 m	Box with 50 m	Box with 25 m	Box with 25 m	Box with 25 m
Safety Edges (completely assembled)	Type	ELE025/029A0V0	ELE030/042A0V0	ELE030/042J2V0	ELE036/045A0V0	ELE036/045J2V0	ELE036/065A0V0
	Temperature Range ²⁾	-20° C to +55° C	-20° C to +55° C	-20° C to +55° C	-20° C to +55° C	-20° C to +55° C	-20° C to +55° C
	Activating Distance ³⁾	4	4	11	8	15	on request
	Activating Force N ³⁾	60	60	90	60	90	on request
	Over run distance mm ³⁾						
	250 N	10	18	13	21	17	on request
	400 N	12	20	16	23	20	on request
	Switching Angle ³⁾	2 x 45°	2 x 45°	2 x 45°	2 x 45°	2 x 45°	2 x 45°
	Bending Angle						
	A	30°	30°	30°	30°	30°	30°
	B	20°	10°	10°	10°	10°	10°
	C	10°	10°	10°	10°	10°	10°
	Min. Bending Radius						
	D	750 mm	750 mm	750 mm	750 mm	750 mm	750 mm
E	300 mm	400 mm	400 mm	400 mm	400 mm	500 mm	
Max. Length m	12	12	12	12	12	12	
Max. Force N ³⁾	500	500	500	500	500	500	
Protection Class	IP65	IP65	IP65	IP65	IP65	IP65	
Dead zone mm ³⁾	20	20	20	20	20	20	
Inactive Range mm	40	40	40	40	40	40	
Conformity with standard	EN 12978 EN 1760-2	EN 12978 EN 1760-2	EN 12978 EN 1760-2	EN 12978 EN 1760-2	EN 12978 EN 1760-2	EN 12978 EN 1760-2	

¹⁾ If required, lips can be torn-off ²⁾ EN 1760-2 -10° C to +55° C ³⁾ Values at 23° C, with test piece Ø 80 mm, measuring point C3 per EN 1760-2

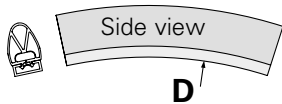
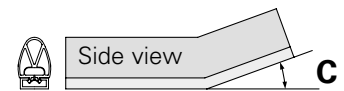
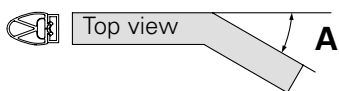
Aluminium-Rail

Type	Description	Packaging
AP-5, AP-8	Aluminium-profile	open, Rail at 6 m

Dimensions in mm		Tolerance values of customer Aluminium-profile
AP-5		
AP-8		

Bending angle / Bending radius

Values see table left











Order information components (for self assembling)

Type	Description	Packaging	
Contact Strip			
ENT-20/25	Contact Strip	Roll with 25 m	
ENT-20/50	Contact Strip	Roll with 50 m	
ENT-20/100	Contact Strip	Roll with 100 m	

End pieces			
ENEH-0	End piece without termination resistor	Bag with 10 pcs.	
ENEH-1	End piece with resistor 1.2 kOhm	Bag with 10 pcs.	
ENEH-8	End piece with resistor 8.2 kOhm	Bag with 10 pcs.	
ENEH-D	End piece with diode	Bag with 10 pcs.	
ENEH-K05	End piece with cable 0.5 m	Bag with 10 pcs.	
ENEH-K2	End piece with cable 2 m	Bag with 10 pcs.	
ENEH-K4	End piece with cable 4 m	Bag with 10 pcs.	
ENEH-K7	End piece with cable 7 m	Bag with 10 pcs.	
ENEH-K10	End piece with cable 10 m	Bag with 10 pcs.	

Order information components (for self assembling)

Type	Description	Packaging	
Accessories / Tools			
EN-DS	Sealing plug	Bag with 10 pcs.	
EN-DL	Sealing plug with hole for cable outlet	Bag with 10 pcs.	
ENHC	Sealing peace for rubber profiles	Bag with 10 pcs.	
ENA-10	Sealing tape for rubber profiles	Roll with 10 m	
ES-BD	Sealing compound	Box with strips (sufficient for at least 50 edges)	
ES-KLEBER	Adhesive glue for plugs and ENA	Tube with 20 g	
ES-PRESS	Crimping tool for end pieces (to crimp end pieces onto the contact strip)	Box with 1 pce.	
GUMMI-SCHERE	Rubber cutter (to cut rubber profiles to length)	Box with 1 pce.	

Order Information Rubber Profiles

Type	Description
EPE025/029A0V0	Rubber Profile, Width 25 mm, Height 29 mm, EPDM
EPE030/042A0V0	Rubber Profile, Width 30 mm, Height 42 mm, EPDM
EPE030/042J2V0	Rubber Profile, Width 30 mm, Height 42 mm, EPDM, 2 lips
EPE036/045A0V0	Rubber Profile, Width 36 mm, Height 45 mm, EPDM
EPE036/045J2V0	Rubber Profile, Width 36 mm, Height 45 mm, EPDM, 2 lips
EPE036/065A0V0	Rubber Profile, Width 36 mm, Height 65 mm, EPDM

Order Information Safety Edges

ELE025/029A0V0 / 1 / 2500 / 2

Type	End piece / Alu-Rail	Length of edge	Length of cable
ELE025/029A0V0	1 End piece 1: with cable	4 End piece 1: with cable	Length of safety edge in mm
ELE030/042A0V0	End piece 2: termination resistor	End piece 2: termination resistor	
ELE030/042J2V0	Safety edge with alu-rail	Safety edge without alu-rail	Length of cable in full meters
ELE036/045A0V0	2 End piece 1: with cable	5 End piece 1: with cable	
ELE036/045J2V0	End piece 2: with cable	End piece 2: with cable	
ELE036/065A0V0	3 End piece 1: with cable	Safety edge without alu-rail	
	End piece 2: open	6 End piece 1: with cable	
	Safety edge with alu-rail	End piece 2: open	
		Safety edge without alu-rail	

Further specifications (optional)

- Termination resistor (1.2 kOhm, 8.2 kOhm, Termination diode)
- Position of cable outlet (standard is to the side)
- Specifications of mitre joint
- Application specific data divergent to standard

Your contact

Bircher Reglomat AG
 Wiesengasse 20
 CH-8222 Beringen
 Switzerland
 Phone +41 (0)52 687 11 11
 Fax +41 (0)52 687 12 10
 info@bircher.com
 www.bircher-reglomat.com

Note:

Technical details and recommendations concerning our products are based on experience and are an aid for the orientation of the user. Details stated in our brochures and data sheets do not guarantee special properties of the products. This does not apply to special product properties confirmed in writing or individually on a case-by-case basis. Subject to technical alterations.